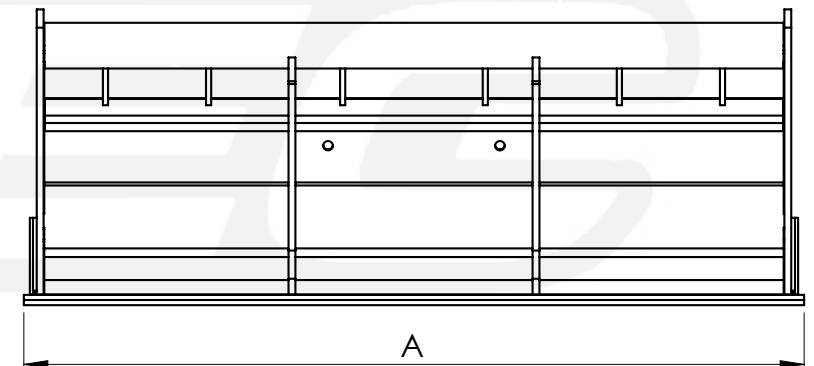
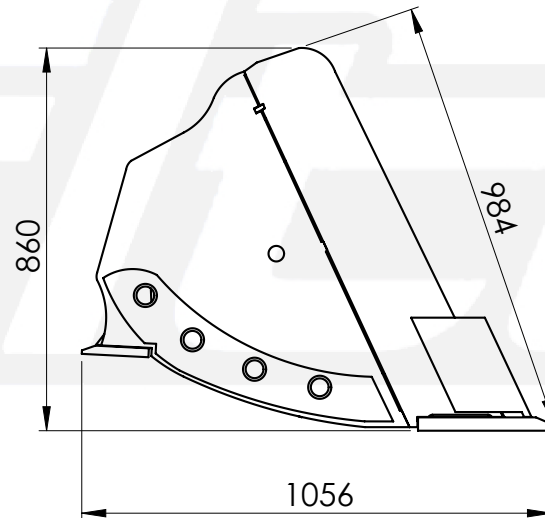
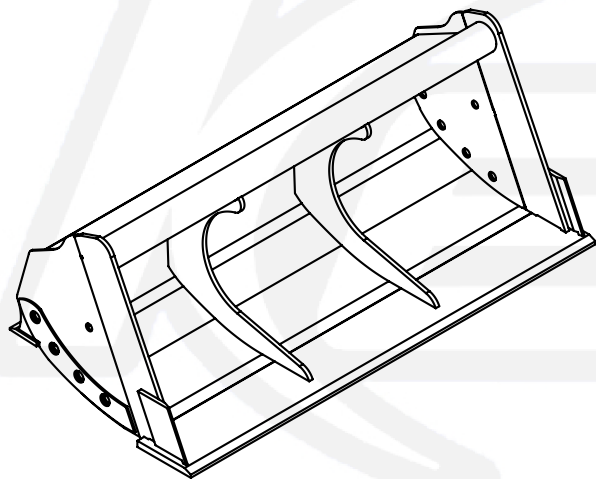


ŁYŻKA SKARPOWA-KE 30-35T

Numer katalogowy Catalog number	Szerokość A [mm] Width A [mm]	Waga [kg] Weight [kg]	Poj. zalewowa [m ³] Capacity [m ³]	Poj. zasypowa [m ³] Capacity SAE [m ³]
01-3035-2000-KE	2000	790	0,83	1,16
01-3035-2100-KE	2170	821	0,87	1,22
01-3035-2200-KE	2270	851	0,91	1,27
01-3035-2300-KE	2370	881	0,95	1,33
01-3035-2400-KE	2470	912	1,00	1,40
01-3035-2500-KE	2570	943	1,03	1,44
01-3035-2600-KE	2670	973	1,08	1,51
01-3035-2700-KE	2770	1004	1,12	1,57
01-3035-2800-KE	2870	1034	1,17	1,64
01-3035-2900-KE	2970	1065	1,21	1,69
01-3035-3000-KE	3070	1095	1,25	1,75



Keltec-PL Sp. z o.o.

37-403 Pysznica
ul. Komunalna 4
woj. podkarpackie



www.keltec.pl
www.facebook.com/KeltecPL